

TECHNICAL DATASHEET

x-mind
optima 3D

Product data

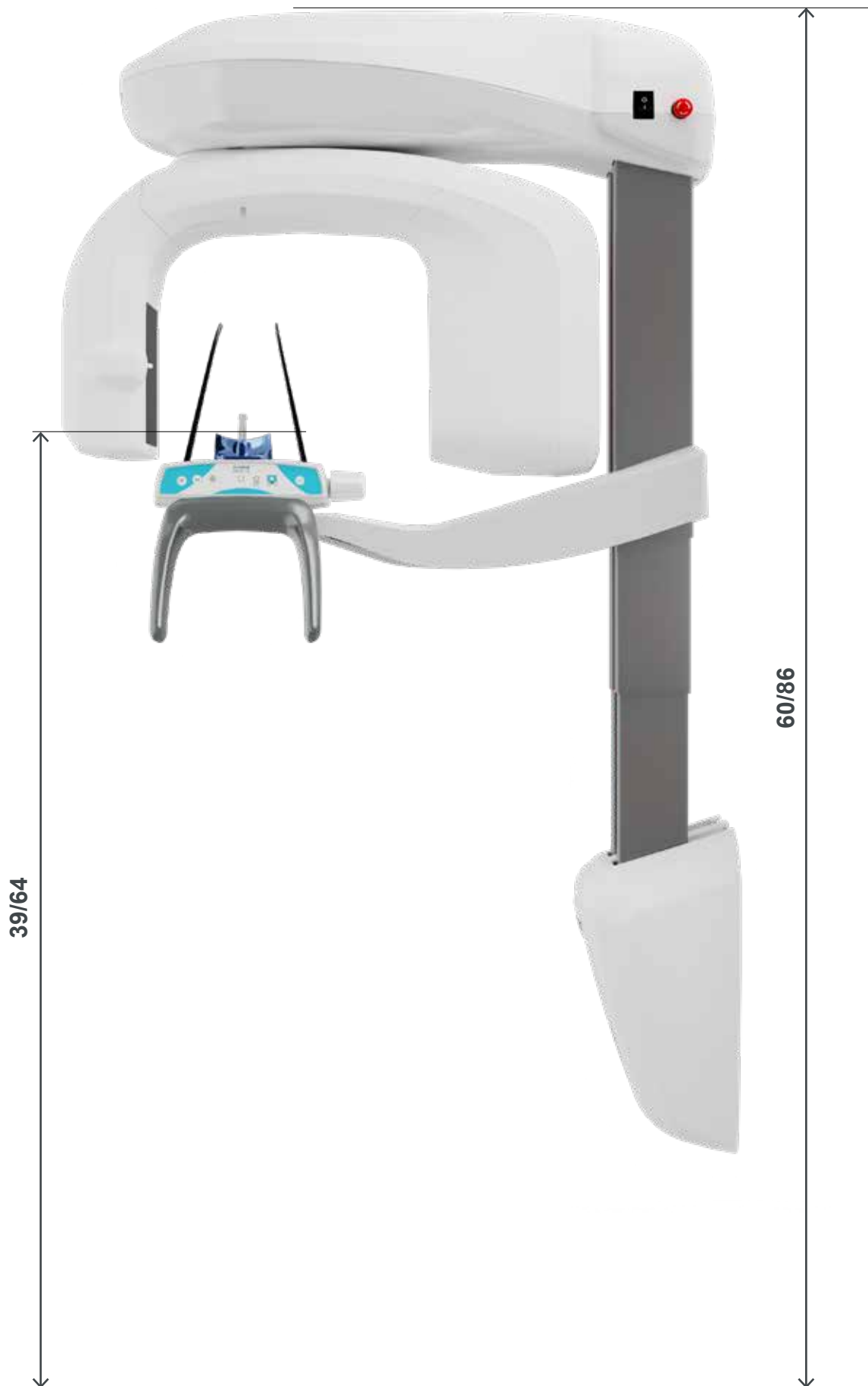
	XMO	XMO 3D STANDING	XMO 3D - CEPH OPTION
X-RAY sources			
Total Filtration	≥ 2.5 mm Al eq. @ 90kVp	≥ 2.5 mm Al eq. @ 90kVp	≥ 2.5 mm Al eq. @ 90kVp
Tube Voltage	60-90 kV	60-90 kV	60-90 kV
Anodic current	2-12.5 mA	2-12.5 mA	2-12.5 mA
Focal spot	0.5	0.5	0.5
Detectors			
Type	IGZO Flat Panel	IGZO Flat Panel	CMOS detector with CsI scintillator
Pixel size	110 µm	110 µm	99 µm
Voxel size	70 µm - Endo mode 160 µm - Standard mode	70 µm - Endo mode 160 µm - Standard mode	-
Gray levels	65536 (16 bit)	65536 (16 bit)	16384 (14 bit)
Sensitive area (H x L)	169.3 x 169.3 mm	169.3 x 169.3 mm	228 x 6.7 mm
Mechanical data			
Footprint	1107 x 1063 mm	1204 x 1063 mm	1204 x 1859 mm
Height	2188 mm (max)	2230 mm (max)	2230 mm (max)
Weight	69 kg	89 kg	126 kg
Focal spot to image receptor distance	500 mm (20")	500 mm (20")	1650 mm (65")
Environmental conditions			
Minimum room size	120 x 115 cm (47"x45")	186 x 121 cm (75"x49")	120 x 115 cm (47"x45")
Recommended room size	160 x 150 cm (63"x59")	200 x 130 cm (80"x52")	160 x 150 cm (63"x59")
Working temperature range	+ 10°C ÷ + 40°C	+ 10°C ÷ + 40°C	+ 10°C ÷ + 35°C
Working relative humidity (RH) range	30% ÷ 75%	30% ÷ 75%	30% ÷ 75%
Working atmospheric pressure range	700 ÷ 1060 hPa	700 ÷ 1060 hPa	700 ÷ 1060 hPa
Temperature range for transport and storage	- 20°C ÷ + 70°C	- 20°C ÷ + 70°C	- 20°C ÷ + 70°C
Humidity range for transport and storage	< 95% without condensation	< 95% without condensation	< 95% without condensation
Minimum atmospheric pressure for transport and storage	630 hPa	630 hPa	630 hPa

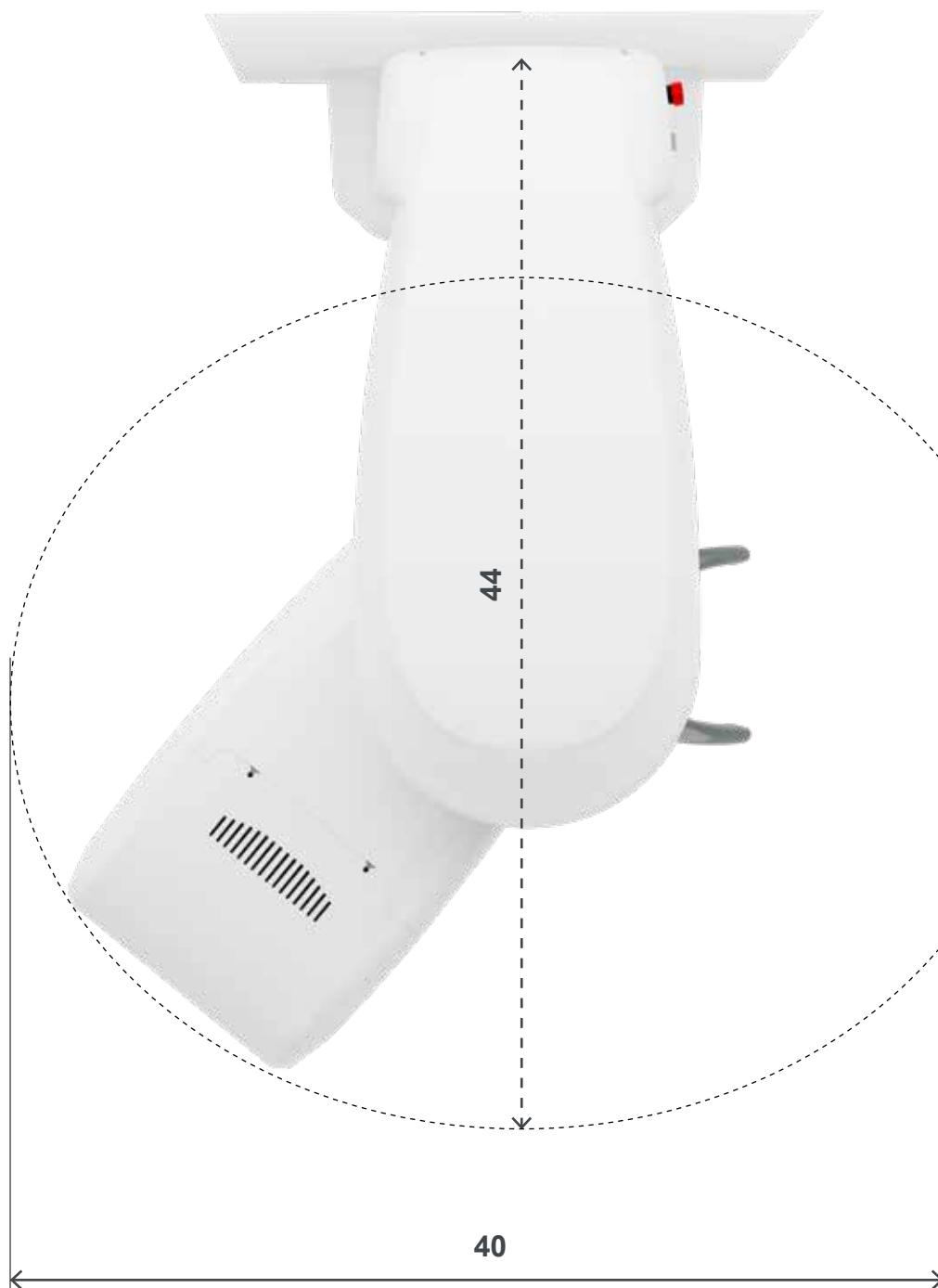
	XMO	XMO 3D STANDING	XMO 3D - CEPH OPTION
Acquisition	Panoramic (adult/child) - Lateral TMJ (open/closed mouth) - Maxillary Sinuses (PA) - Half panoramic (L/R) - Low Dose Panoramic		
2D Programs	Frontal Dentition - Bitewing (L/R(Bilateral)) - Ortho Rad Panoramic		
3D Programs	Full dentition (85x93 mm - ØxH) - Single jaw Maxillary/Mandibular (85x50 mm - ØxH) Mandibular teeth (50x50 mm ØxH) - Maxillary teeth (50x50 mm ØxH) - Frontal dentition (50x50 mm ØxH) TMJ (85x90 mm ØxH) Maxillary Sinuses (85x93 mm ØxH) Full arch dentition (120x100 mm ØxH) - Full arch airways (120x100 mm ØxH) Extended arch (170x120 mm ØxH) * Low Dose option available for all the programs listed above		
Ceph Programs	na	na	Skull Latero-Lateral (HxL) (24x18 cm - 18x18 cm) (24x24 cm - 18x24 cm) (24x30 cm - 18x30 cm) Skull Antero-Posterior (HxL) (24x24 cm - 18x24cm) Carpus (HxL) (24x18 cm)
Exposure time	up to 14 s (standard panoramic) from 4.3 s (Ceph 18x24 HS) from 5.3s (3D exams)		

Workstation minimum requirements

	PAN/CEPH WINDOWS (WORKSTATION)	RECOMMENDED CLIENT WINDOWS / MAC
Processor	Intel Core i7 (4 cores 8 threads) 3 GHz or higher or Intel Core i5 ≥ 13th generation	Intel i5 or i7
Hard Disk	1 TB	300/500 GB
RAM	8 GB	4 GB or 8 GB (for big FOV DICOM stacks)
Graphic Card	Chipset NVIDIA Global memory ≥ 4 GB	Nvidia GTX or NVIDIA Quadro with vRAM ≥ 3 GB
Screen resolution	1920x1080	1920x1080
Network Card	Dual Port Network Card included with the delivery. A free PCI express X16 slot is required for the Dual Port Network Card installation.	100 Mb for PAN/CEPH 1GB for CBCT
Operating System	Windows 10 - 64bit	Windows 10 / OS 12 Monterey, 13 Ventura

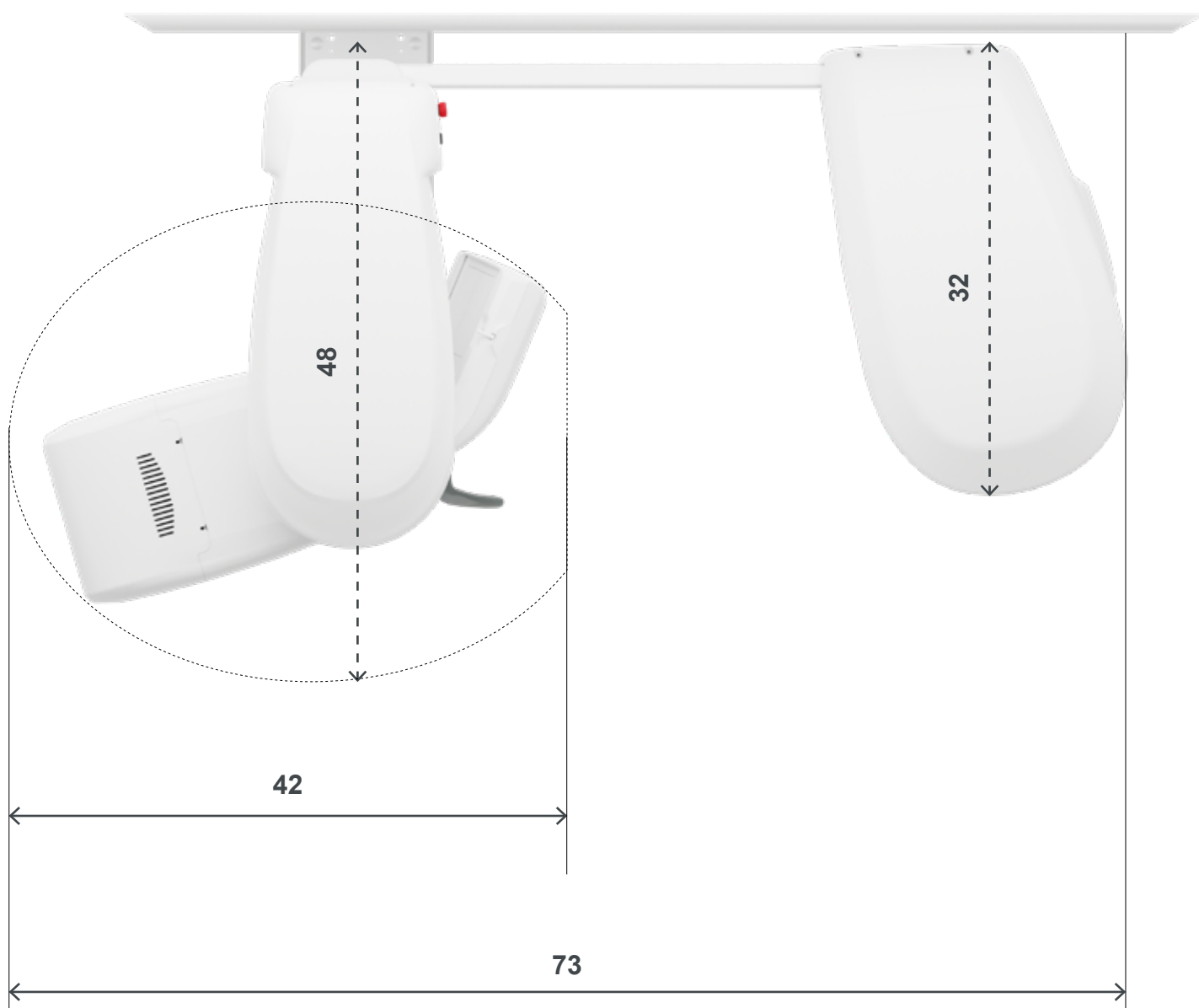
Dimensions (inches shown)





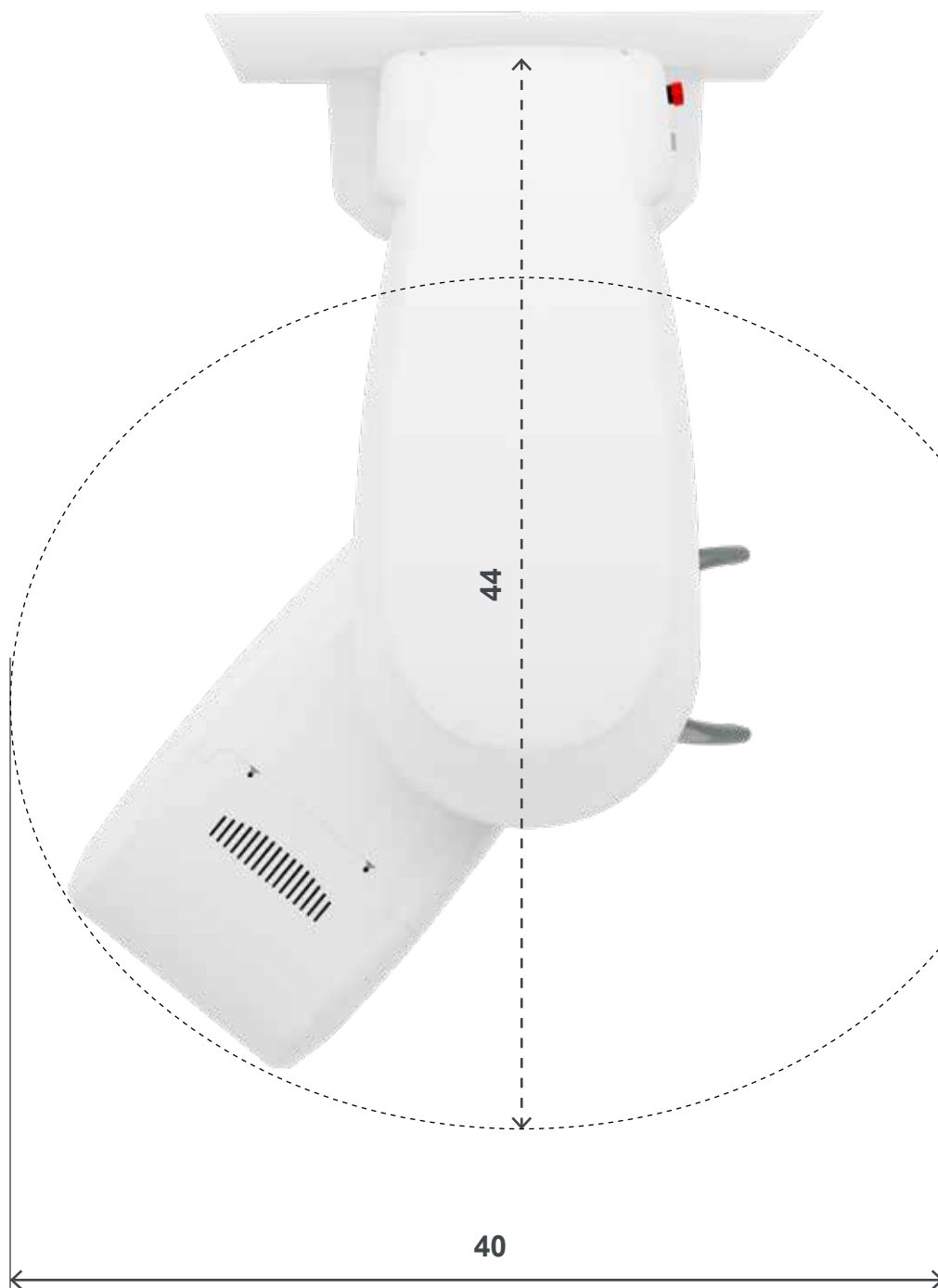
Dimensions (inches shown)





Dimensions (inches shown)
















x-mind optima 3D

Product configurations

Ref. Code	Product name	Product description	Workstation	AIS 5.4	Real Guide 5.4 PRO
W1203005 W1203005-11	X-Mind optima 12x10 FOV 17X12 FOV	Pan-cbct wall mounted			
W1203010 W1203010-11	X-Mind optima 12x10 FOV 17X12 FOV	Pan-ceph-cbct floor mounted			
W1203005.FL W1203005.FL-11	X-Mind optima 12x10 FOV 17X12 FOV	Pan-cbct floor mounted			



Available options

Ref. Code	Product name	Product description
W1000026	RealGuide 5.4 DESIGN (1 year)	Annual renewal price
W1203107	Extended view 17x12 cm FOV (ø x H)	Extended FOV activation
W0900153	DICOM option	Print, Worklist, Store, Query / Retrieve, DSR
W0900046	AIS 5 standalone	AIS upgrade from version 4 or earlier



ACTEON NORTH AMERICA

124 Gaither Dr. Suite 140
Mt. Laurel, NJ 08054

Tel: (800) 289-6367
info@acteongroup.com

